

Carbon Report for Crow


Light & Sound
Travel and
Accommodation

Carbon Footprint Report

Total Carbon Footprint

Avanti Display Ltd.

2021: 929 kg CO₂e



Light and Sound: 100.00%

This table presents your organisation’s environmental impacts in Consumption and Carbon Dioxide Equivalent (CO₂e) terms.

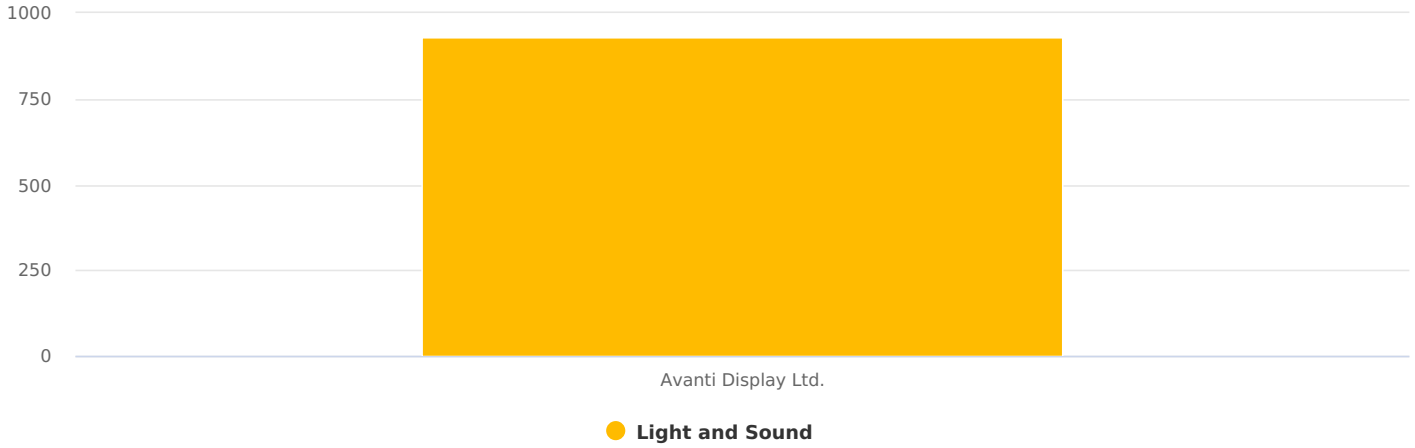
IMPACT	CONSUMPTION	CARBON
Light and Sound	1,574 kWh	929 kg CO ₂ e
	Emissions Total	929 kg CO ₂ e

This report was generated through the Julie's Bicycle CreativeCG Tools. The development of this report was funded under the EE Music project.



Emissions

2021



This table presents your organisation's environmental impacts in Carbon Dioxide Equivalent (CO₂e).

FOOTPRINT	TOTAL
Crow Blueprint R&D	929 kg CO ₂ e

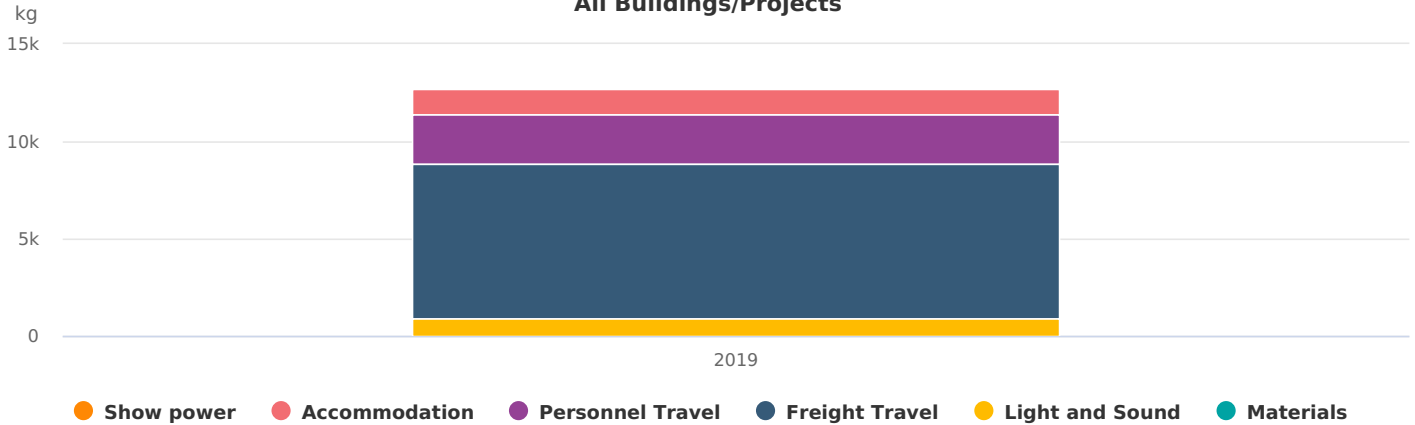
This report was generated through the Julie's Bicycle Creative [CG Tools](#). The development of this report was funded under the EE Music project.



Your emissions over time

Avanti Display Ltd.

All Buildings/Projects



This table presents your organisation's environmental impacts in Carbon Dioxide Equivalent (CO₂e) year-to-year.

YEAR	LIGHT AND SOUND	MATERIALS	SHOW POWER	ACCOMMODATION	PERSONNEL TRAVEL	FREIGHT TRAVEL	TOTAL
2019			0 kg CO ₂ e	1 tonnes CO ₂ e	3 tonnes CO ₂ e	8 tonnes CO ₂ e	12 tonnes CO ₂ e
2021	929 kg CO ₂ e	0 kg CO ₂ e					929 kg CO ₂ e

This report was generated through the Julie's Bicycle Creative [CG Tools](#). The development of this report was funded under the EE Music project.



Data for Blueprint R&D - 2021

SHOW POWER	UNIT	EMISSIONS
Indoor	0 kWh	0 kg CO ₂ e
Outdoor	0 kWh	0 kg CO ₂ e
Total	0 kWh	0 kg CO ₂ e

ACCOMMODATION	UNIT	EMISSIONS
Hotel	10 hotel room nights	157 kg CO ₂ e
Friends/rented	0 hotel room nights	0 kg CO ₂ e
Accommodation	10 hotel room nights	157 kg CO ₂ e

PERSONNEL TRAVEL	UNIT	EMISSIONS
Car	830 km	143 kg CO ₂ e
Motorcycle		0 kg CO ₂ e
Bus		0 kg CO ₂ e
Minibus	933 km	231 kg CO ₂ e
People Carrier		0 kg CO ₂ e
Train		0 kg CO ₂ e
Ferry		0 kg CO ₂ e
Domestic Flight		0 kg CO ₂ e
Shorthaul Flights		0 kg CO ₂ e
Longhaul Flights		0 kg CO ₂ e
Chartered Flights		0 kg CO ₂ e
Total	1,763 km	373 kg CO ₂ e

FREIGHT TRAVEL	EMISSIONS
Truck	0 kg CO ₂ e
Air	0 kg CO ₂ e
Sea	0 kg CO ₂ e
Rail	0 kg CO ₂ e
Total	0 kg CO ₂ e